HVE-012 High voltage inserts

830V 16A 12+4+ ⏚

Hoods/Housings: Screw terminal size WV32B/HV32B, please find the details on page 15-156~15-159.
Crimp terminal size 32B, please find the details on page 15-151~15-159.

Inserts

Screw terminal

Insert	Designation	Order No.
Male	HVE-006-M	124 006 011 0001
	HVE-006-M(7-12)	124 006 011 0002
Female	HVE-006-F	124 006 021 0001
	HVE-006-F(7-12)	124 006 021 0002

Crimp terminal

Order crimp contacts separately



Insert	Designation	Order No.
Male	HVE-006-MC	124 006 010 0001
	HVE-006-MC(7-12)	124 006 010 0002
Female	HVE-006-FC	124 006 020 0001
	HVE-006-FC(7-12)	124 006 020 0002

1) Distance for contact max. 21 mm

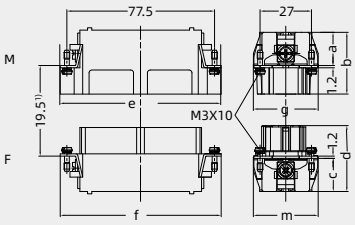

	a	b	e	g	c	d	f	m
M/F	18	32.5	84.5	34	18	34.5	84.5	34
MC/FC	18	33.5	84.5	34	18	35	84.5	34

Contact arrangement view from termination side



M F

● Working contact
◐ Relay contact
○ Without contact

Panel cut out for inserts for use without hoods/housings

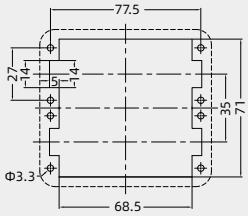

Crimp contacts

Crimp contacts 16A

16A Operating contacts
Contact resistance ≤ 1mΩ
silver plated

Male	Order No.	Female	Order No.
CESM-0.37	101 019 110 0301	CESF-0.37	101 019 120 0301
CESM-0.50	101 019 110 0401	CESF-0.50	101 019 120 0401
CESM-0.75	101 019 110 0601	CESF-0.75	101 019 120 0601
CESM-1.0	101 019 110 0801	CESF-1.0	101 019 120 0801
CESM-1.5	101 019 110 0901	CESF-1.5	101 019 120 0901
CESM-2.5	101 019 110 1001	CESF-2.5	101 019 120 1001
CESM-3.0	101 019 110 1101	CESF-3.0	101 019 120 1101
CESM-4.0	101 019 110 1201	CESF-4.0	101 019 120 1201

Relay contacts[2)]
silver plated

Wire gauge	Designation		Order No.
1	CESM-1.0R		101 019 110 0808
1.5	CESM-1.5R		101 019 110 0908
2.5	CESM-2.5R		101 019 110 1008

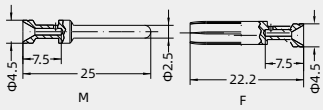

Identification	Wire gauge		Stripping length
no groove	0.14-0.37 mm²	AWG 26-22	7.5mm
no groove	0.5 mm²	AWG 20	7.5mm
1 groove	0.75 mm²	AWG 18	7.5mm
1 groove	1 mm²	AWG 18	7.5mm
2 grooves	1.5 mm²	AWG 16	7.5mm
3 grooves	2.5 mm²	AWG 14	7.5mm
wide groove	3 mm²	AWG 12	7.5mm
no groove	4 mm²	AWG 12	7.5mm

When the wire gauge is less than 0.75mm2,it's better to use the auxiliary pin assembly tool TL15.

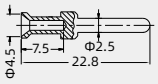

More crimp contacts 16A see P13-04.

Tools

Crimping tool

Contact removal tool

Wire gauge	Designation	Order No.
0.14-4mm²	TL02G	198 001 001 0011

Wire gauge: 0.14-0.37mm²please select TL02 Crimping tool.

Application	Designation	Order No.
for crimp contacts 16A	TL01	198 001 000 0002

More tools detail please find the page32-03~32-06.

Notes: The tools for crimp terminal may influence the product quality and stability. Please select the tools recognized by our company.
2) Delay pin is relatively short, delay contact, protect circuit to avoid electric arc.